

**PURE** SMART™  
by PureEdge Lighting

Connected by  
**WiZ**  
**PRO**

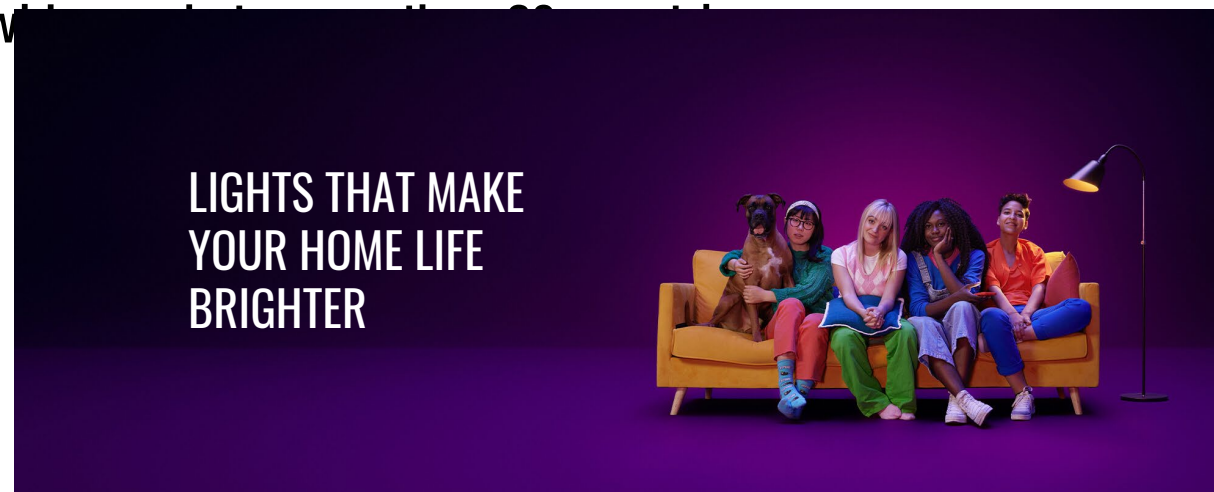
# An Introduction to Pure Smart and WiZ Pro

# What is WiZ

**PURE SMART**<sup>™</sup>  
by PureEdge Lighting

Connected by  
**WiZ**  
PRO

- **WiZ was founded as a startup brand in 2017 and in 2019 joined Signify, formerly Philips Lighting, which owns Cooper Lighting, WiZ, and Lightolier. WiZ is an IoT platform for smart lighting solutions. They offer people connected lighting so they can enjoy their daily moments with more comfort and ease.**
- **WiZ delivers a Wi-Fi-based smart system that controls plug & play devices with a user-friendly and feature-rich app that connects to existing Wi-Fi networks. The WiZ ecosystem creates an optimal atmosphere in which people can elevate their smart lighting into smart living.**
- **Products and services are marketed under the WiZ brand, under private-label with partners like Philips, Cooper, Halo, ET2, Liteline, and other brands, all associated with the WiZ brand. The ecosystem has a worldwide reach.**



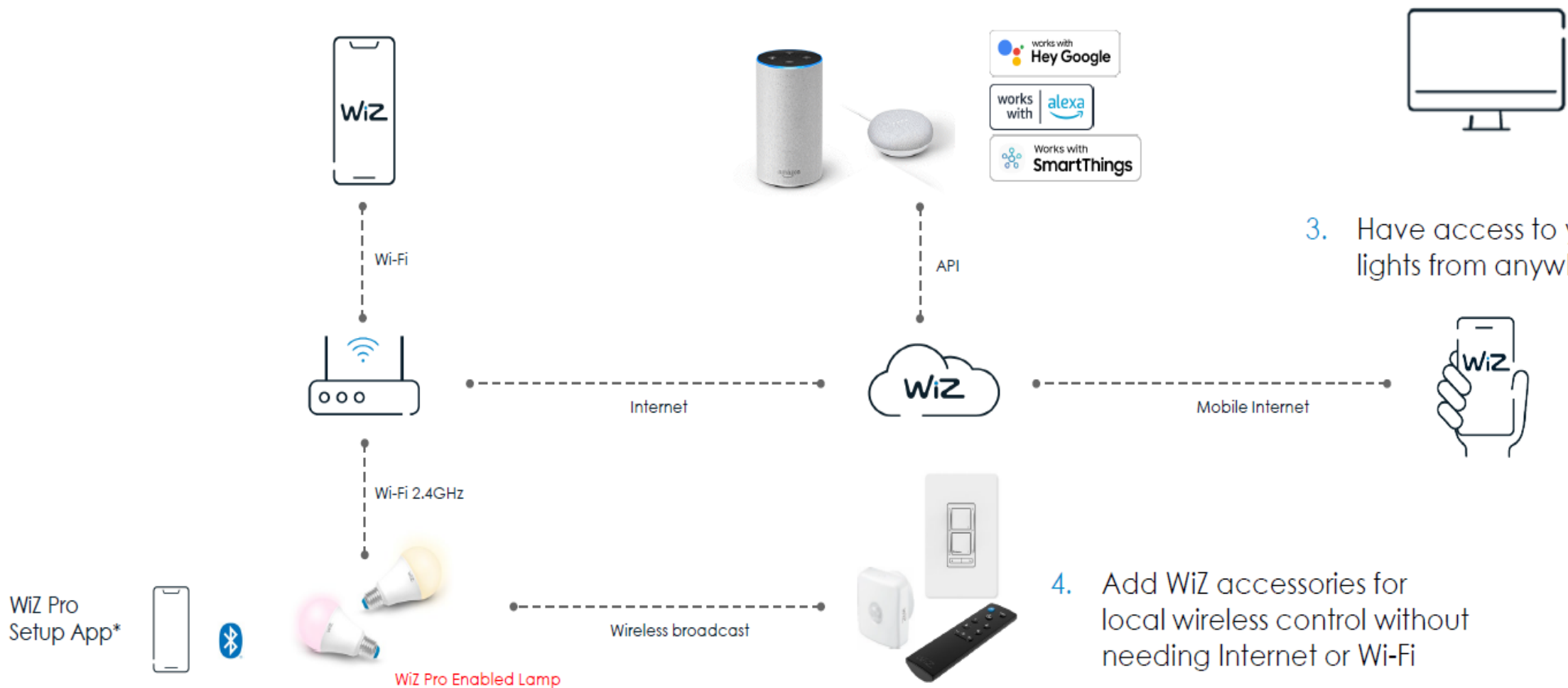
# The WiZ Pro Extension

1. Get started with just your phone and Wi-Fi router

2. Easily link to other smart home systems via cloud integration

3. Have access to your WiZ lights from anywhere

4. Add WiZ accessories for local wireless control without needing Internet or Wi-Fi



# Why Choose WiZ Over Conventional Controls

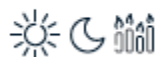
- Communicates via 2.4 GHz Wi-Fi
- No Hub or Bridge needed
- WiZ Pro Software Suite: WiZ App, WiZ PRO Dashboard, and WiZ PRO Setup App
- App-based control from any mobile device
- Wall controls that communicate with the app and use traditional wiring methods
- Low material cost
- Low installation cost
- Simple user-friendly installation and control. No need for a specialist or integrator.
- Integrates with Amazon Alexa, Google Home, Siri Shortcuts, SmartThings, and IFTTT



Voice control



Control anywhere



Preset light modes



Customize roles and access



Multi-location



Schedule and automation



Smart dimming



Data privacy respected

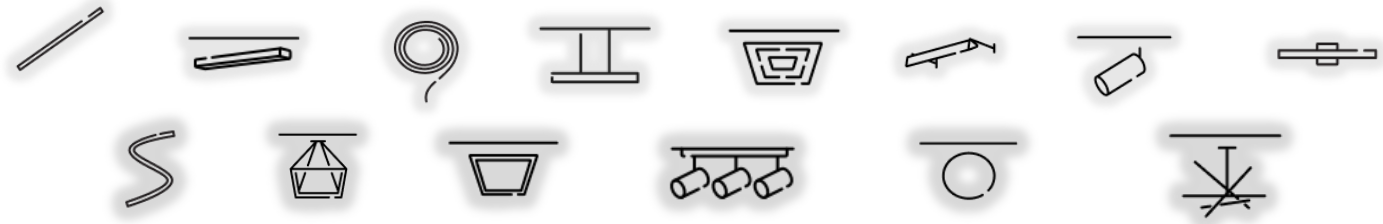
# WiZ App

- Control from anywhere via mobile device
- Grouping/Zones
- Scenes
- Schedules (Timers, Vacation Mode)
- Rhythms (Circadian Rhythm, Customizable Routines)
- Controls for on/off, dimming, CCT control, Full color for RGBTW
- Dynamic light modes
- Differentiation between fixture types with iconography



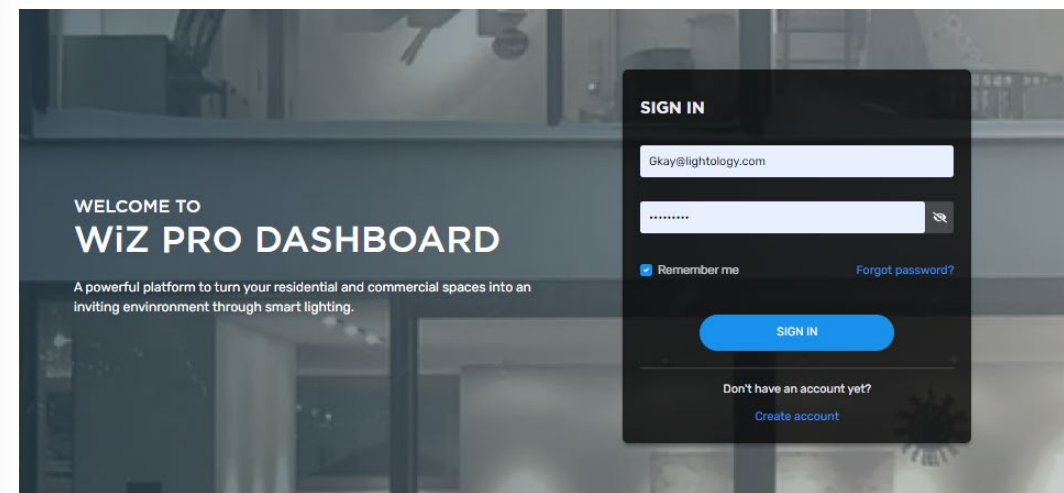
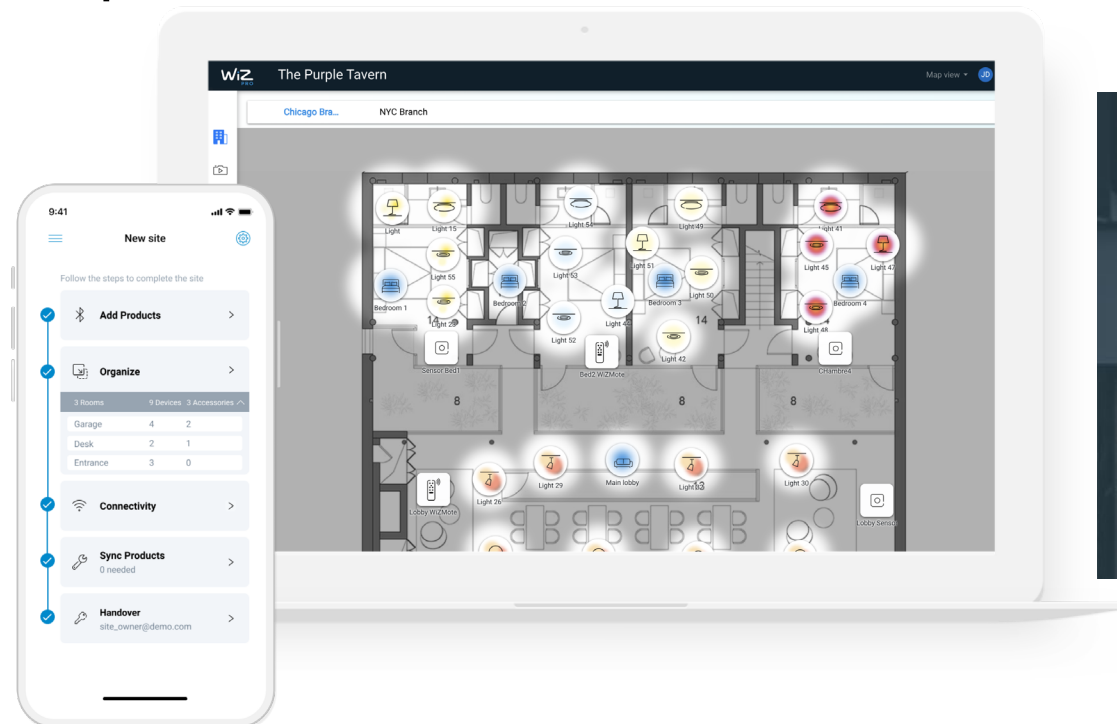
Schedules	Circadian rhythm	Customize scenes	WiZ app	WiZ app control	Install bulb	Voice control
Favorite modes	Dynamic effects	Energy monitoring	Energy optimization	Control multiple lights	Install and pair light or device	WiZclick

Easy touch control	Signal range up to 15m 50FT	Full control even without Wi-Fi	Motion detection
--------------------	-----------------------------	---------------------------------	------------------



# WIZ PRO Dashboard

- All of the functionality of the WIZ app with additional features such as power consumption and predictive maintenance
- Ability to upload site plan and view entire site with fixture placement
- In conjunction with the WIZ Pro Setup App, provides intuitive platform for commissioning and setup



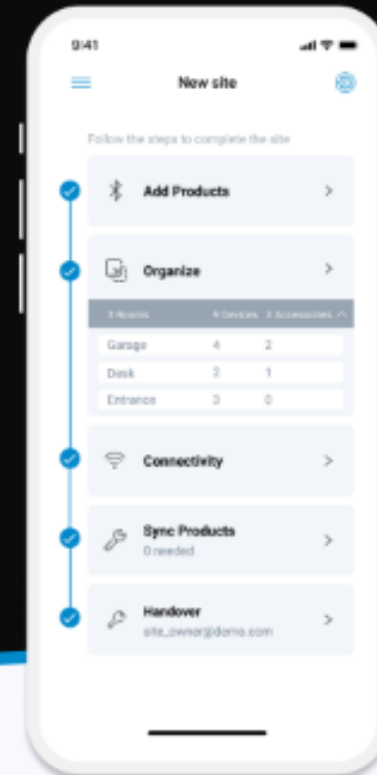
# WiZ PRO Setup App

PURE SMART™  
by PureEdge Lighting

Connected by  
**WiZ**  
PRO

## The app for the Installer

WiZ Pro Setup app is the latest addition to the WiZ Pro Software suite dedicated for installers. The app leverages some technical capabilities of recent WiZ Pro products in order to initiate commissioning, do some testing and even have lamps obey accessories commands for simple scenarios even before Wi-Fi is deployed, or fully offsite. Then, after the lights have connected to the Wi-Fi, they can be fully controlled using WiZ Pro Dashboard and WiZ app.



# Works with Virtual Assistants

- Can integrate with other smart home products by integrating with Alexa, Google Home, Siri, SmartThings, IFTTT
- Matter Compatible: Q4 2022





# Wall Controls

- Wall controls for new construction/specification as well as retrofit applications
- Wall controls for Smart lamps/luminaires as well as for traditional non-smart lamps/luminaires
- Traditional decora style gangable
- Traditional wiring

## For Smart Lamps/Luminaires



## For Non-Smart Lamps/Luminaires



# Pure Smart Room Controller

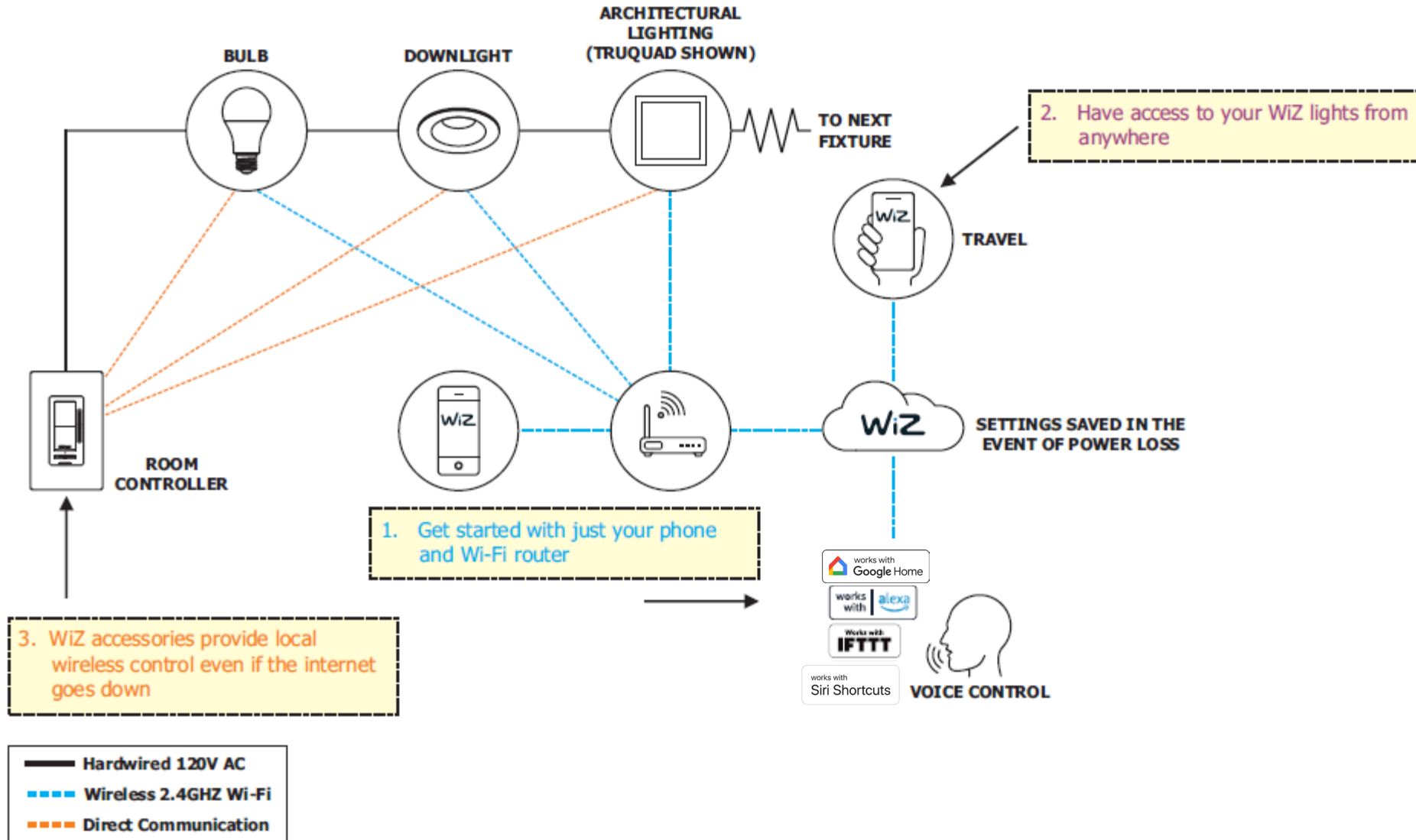
**PURE SMART**<sup>™</sup>  
by PureEdge Lighting

Connected by  
**WiZ**  
PRO

- For Smart Lights/Luminaires
- On/Off, Dimming, CCT, and Scene Selection(includes RGBTW Scenes)
- Communicates directly with WiZ-enabled luminaire and maintains functionality even if Wi-Fi is lost.
- 120VAC line/load connection
- 3 way click and drag grouping
- Scene customization via WiZ app/dashboard
- 600W Maximum Load



# Pure Smart Room Controller



# Pure Smart Dimmer

**PURE SMART**<sup>™</sup>  
by PureEdge Lighting

Connected by  
**WIZ**  
PRO

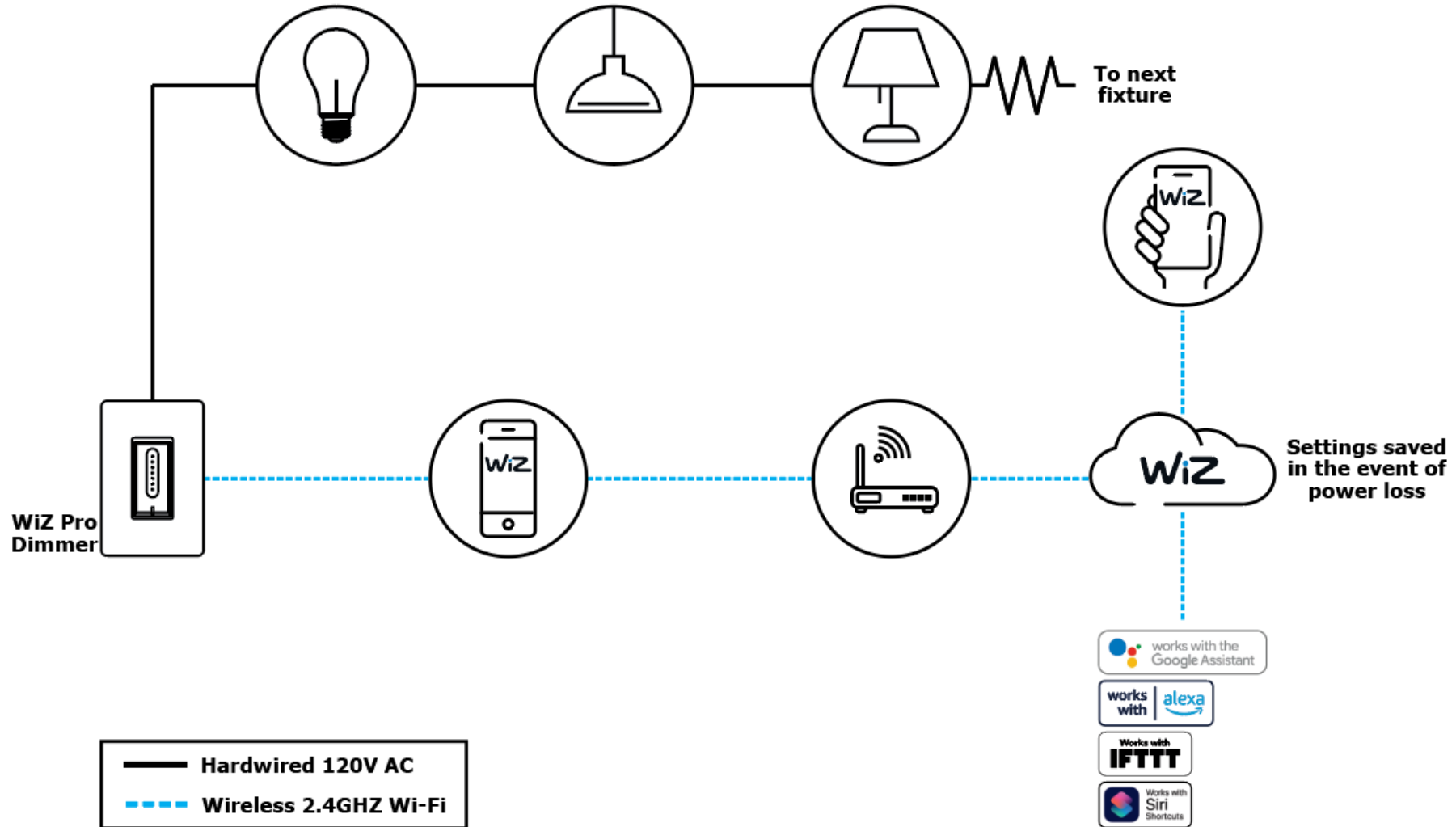
- Works with any non-smart bulb/fixture
- Features on/off, 7-level sliding touch dimmer
- Great for making existing non-smart circuits smart
- Maximum Load: 400W Incandescent    150W LED
- Click and drag 3way
- Gangable No Derating
- Can be scheduled and grouped



# Pure Smart Dimmer

**PURE SMART**<sup>™</sup>  
by PureEdge Lighting

Connected by  
**WiZ**  
PRO



# Pure Smart On/Off Switch

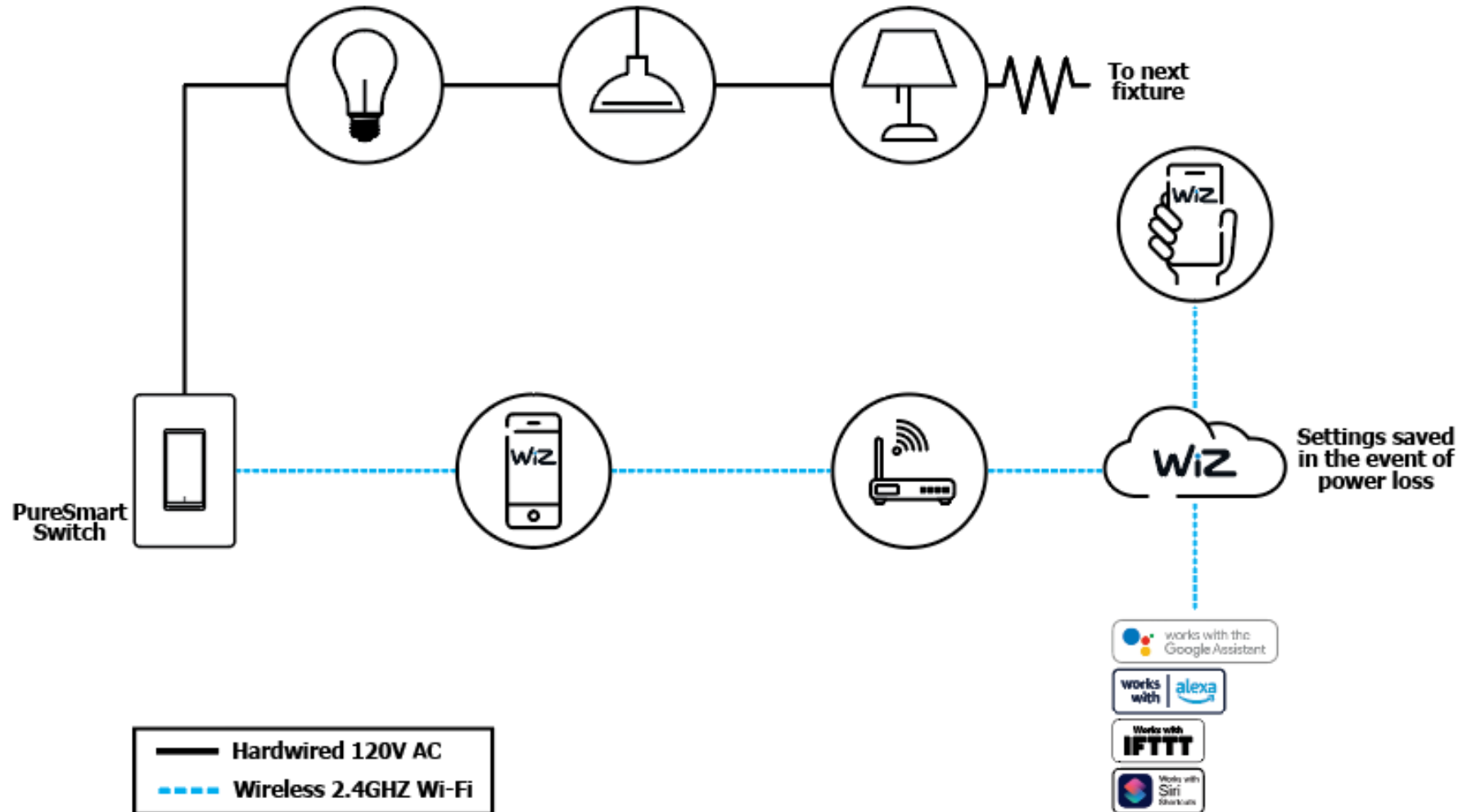
**PURE SMART**<sup>™</sup>  
by PureEdge Lighting

Connected by  
**WiZ**  
PRO

- Works with any non-smart 120V bulb/fixture
- Click and drag 3-way and 4-way
- 3 way with traditional non-smart 3-way switch
- 1200W maximum load
- Can be scheduled or grouped in WiZ app

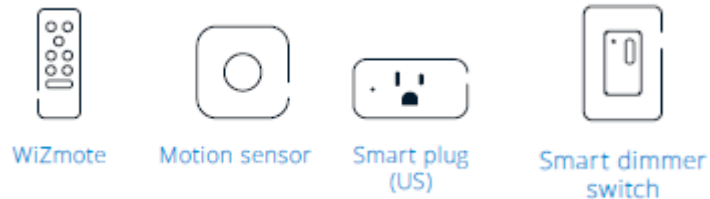






# Pure Smart On/Off Switch



# Hardware and Accessories

- Lamps: A19, A21, BR30, PAR38, B11 Candelabra, BA11 Tunable Filament Candelabra
- Controls
- Motion Sensor
- Smart Plugs
- Pure Smart Power Supplies



SPECIFICATIONS			
			
<b>60W</b>	<b>96W</b>	<b>2X96W</b>	<b>3X96W</b>
120-277VAC	120-277VAC	120-277VAC	120-277VAC
24VDC	24VDC	24VDC	24VDC
12.15" X 6.48" X 2.18"	12.15" X 6.48" X 2.18"	14" X 10" X 3"	17" X 13" X 3"
•	•	•	•
•	•	•	•
•	•	•	•
•	•	•	•



# Low Installation and Material Cost

**PURE SMART**<sup>™</sup>  
by PureEdge Lighting

Connected by  
**WIZ**  
PRO

- No Hub or Bridge needed
- Up to 200 connections(Limited only by router and internet service)
- No communication wiring
- No specialty programmer, integrator, or technician needed for installation or commissioning
- No large rack system as is needed for typical smart home (ie Lutron, Crestron, Control4, etc....)
- None of the complications but **ALL OF THE PERFORMANCE**



