

CONTROLLER





COMPARISON CHART

DESCRIPTION

Controllers offer a variety of effects and programming options for dynamic color-changing LED systems. The Controller Comparison Chart below highlights the key features and differences between the controllers.

For compatible power supplies (sold separately), see list below:

- PSB-100W-24VDC-RGB
- PSB-2X100W-24VDC-RGB
- PSB-3X100W-24VDC-RGB
- PSB-4X100W-24VDC-RGB
- PSB-200W-24VDC-RGB
- PSB-400W-24VDC-RGB

CONTROLLER	SPECIFICATIONS				COMPATIBLE SYSTEMS			INPUTS			
	DIMENSIONS	# OF ZONES	LIST PRICE	CONTROLLER POWER ADAPTER (INCLUDED)	RGB	RGBW	2K4K	IR	CONTACT CLOSURE	RD232	DMX
 <p>CDP</p>	4.1 X 2 X .85 inches	1	\$1182	•	•	•	•				•
 <p>CTP</p>	6.6 X 5 X .45 inches	1 - 341	\$2998	•	•	•	•	•	•	•	•
 <p>CDMX1-RGBW-WH</p>	4.7 X 3 X .40 inches	1-3	\$250	•	•						
 <p>CDMX1-2XK-WH</p>	4.7 X 3 X .41 inches	1	\$250	•		•					